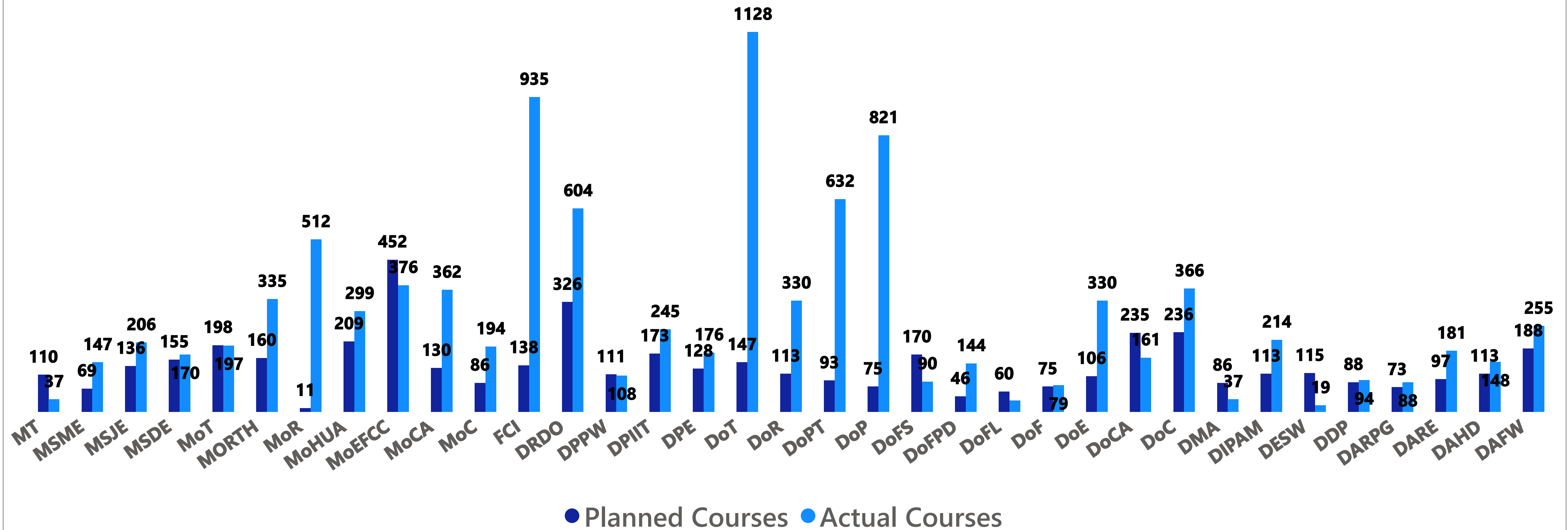


All = (Behavioural + Domain + Functional) Competencies

All

Unit = Number of courses.

MDOs Training Courses Comparative Analysis (Planned vs Actual)



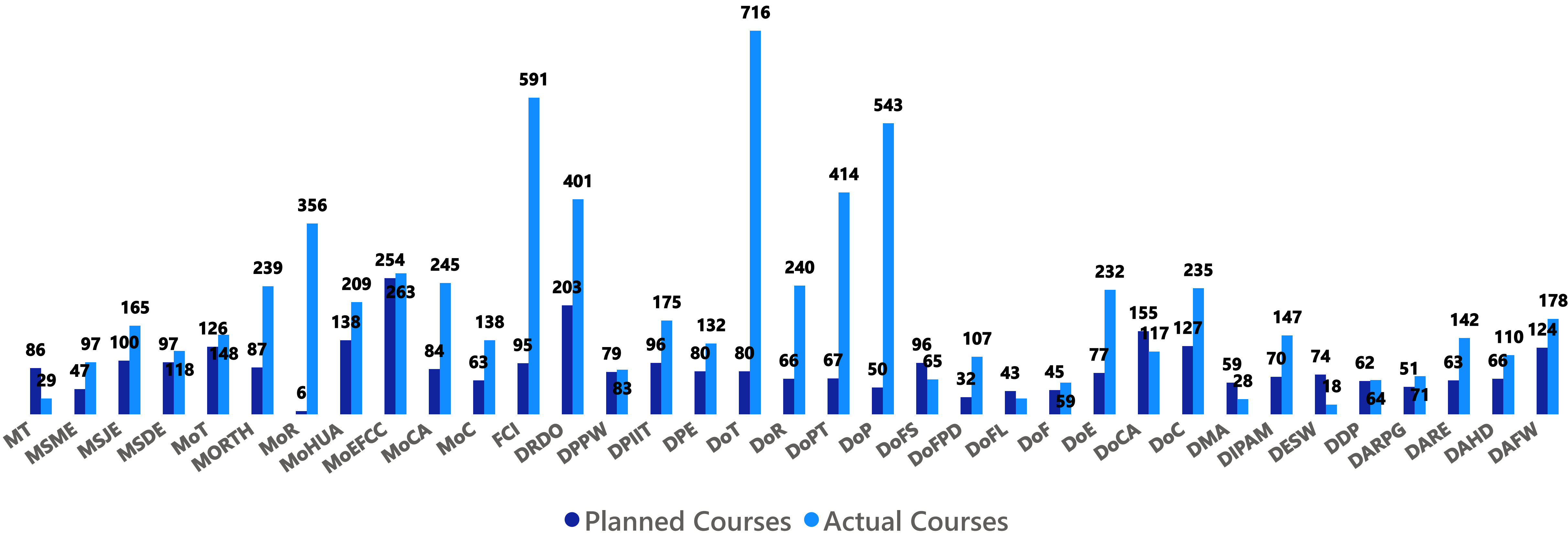
DISCLAIMER: 1. Planned and Actual data represented are as per the details received from iGOT (Online) and non-iGOT (Physical) from the Ministries till **08th March 2024**. Unit = Number of courses.
 2. Planned Courses = 0, means Training Calendar/ participant information not available.

Competency

Domain

Unit = Number of courses.

MDOs Training Courses Comparative Analysis (Planned vs Actual)

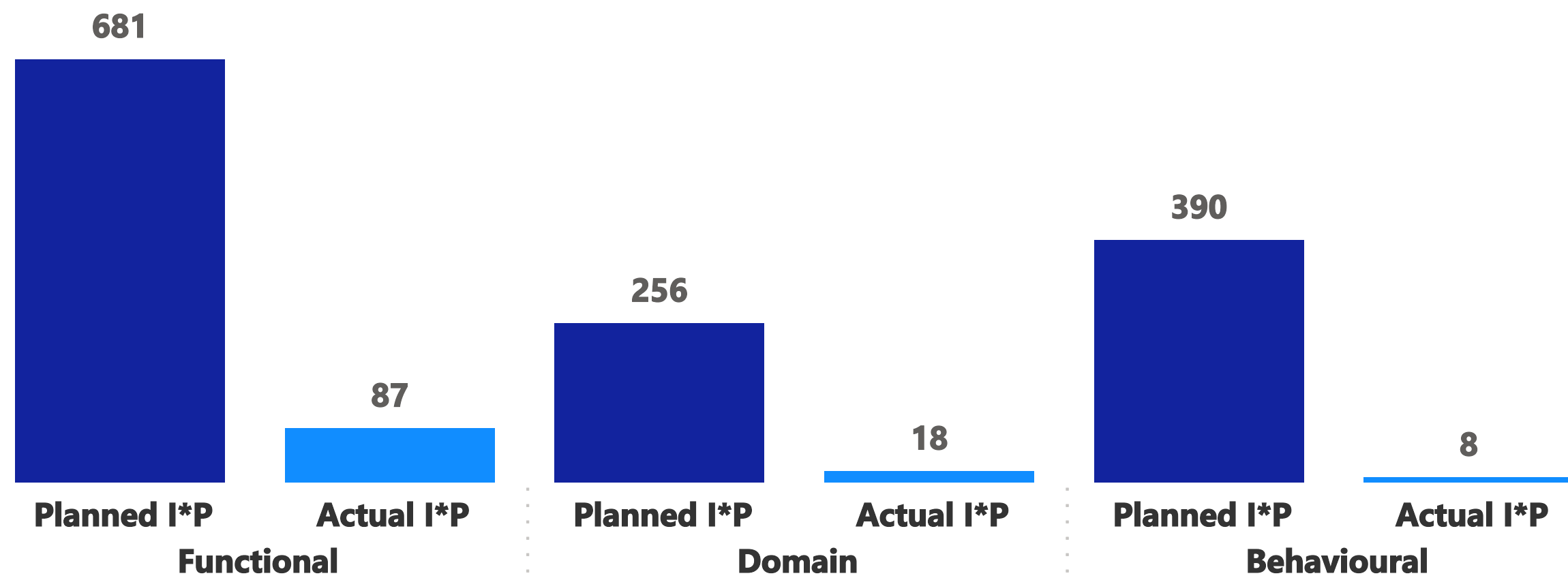


DISCLAIMER: 1. Planned and Actual data represented are as per the details received from iGOT (Online) and non-iGOT (Physical) from the Ministries till **08th March 2024**. Unit = Number of courses.
 2. Planned Courses = 0, means Training Calendar/ participant information not available.

Department of Fisheries

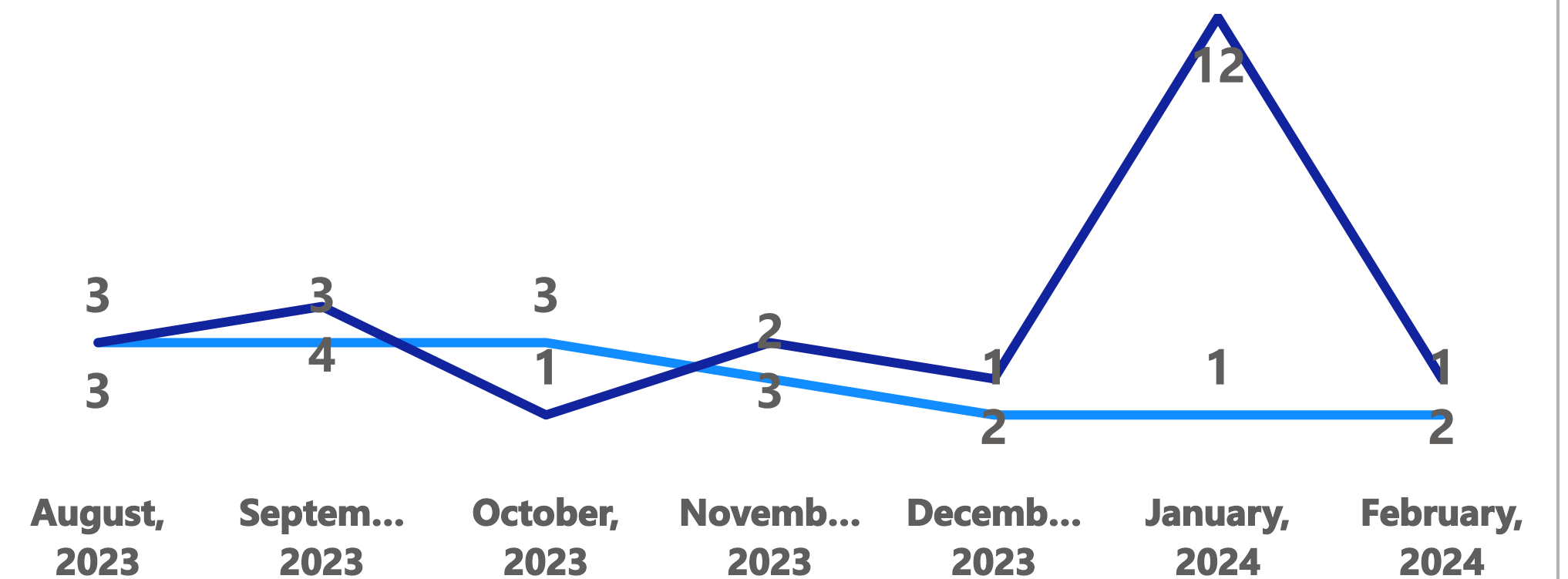
Course*Participants (iGOT & Non-iGOT)

Unit = Number of courses*Participants.



Monthly Timeline : Courses taken by Participants

● Number of Participants ● Avg Course per Participant



Top 5 Courses (iGOT)

- Right To Information Act - Part 1
- Office Procedure
- Noting And Drafting
- Leave Rules
- Introduction To Emerging Technologies


Avg Learning Hours per Participant (iGOT)

1.56

Participants Trained (iGOT)

25

Participants Activity (iGOT)



● Not completed One Course ● Completed One Course

DISCLAIMER: 1. Planned and Actual data represented are as per the details received from iGOT (Online) and non-iGOT (Physical) from the Ministries till **08th March 2024**.

2. Planned Courses = 0, means Training Calendar/ participant information not available.